

TN014 – Sonnen – EM271 Meter – EC (Easy Connect) Disable

The Gavazzi EM271 metering device supplied with the sonnen eco 8 generation systems has as part of its pre-programming the EC (easy connect) function is activated as standard.

The easy connect setting will convert any negative power flow to a positive value. In some circumstances however, the self-consumption of a PV inverter, especially a transformer based inverter when powered at night via the AC source will actually show a positive, i.e production value. This can be seen on the User Portal as a constant base line PV generation value.


The solution to this situation is to change the meter programming and have the EC setting disabled as per the following instructions.

Please Note: The LCD screen accessory is required to re-program the Gavazzi EM271 meter





The re-programming procedure is as follows;


Step 1: Remove the blind cover and insert the display



Step 2: Press  arrow key until 'PASS?' is displayed



Step 3: Press  again until 'CNG PASS 0' is displayed







Step 4: Press  button several times until 'EC yes' is displayed

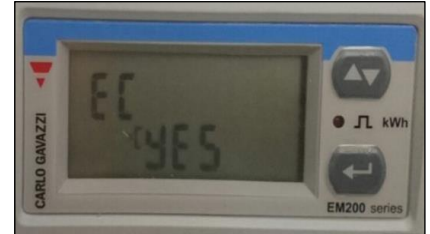
Step 5: Press  arrow to see the  square C bracket

Step 6: Press  key to set ec to 'no'




Step 7: Press  until the square  bracket disappears

Step 8: Press  key until end appears and confirm with 



Step 9: Remove the LCD display and replace with the blind cover



If you have any further questions or require support or assistance, please contact us at support@sonnen.com.au.

Yours faithfully,



James Sturch
 Technical Business Manager Australia & New Zealand